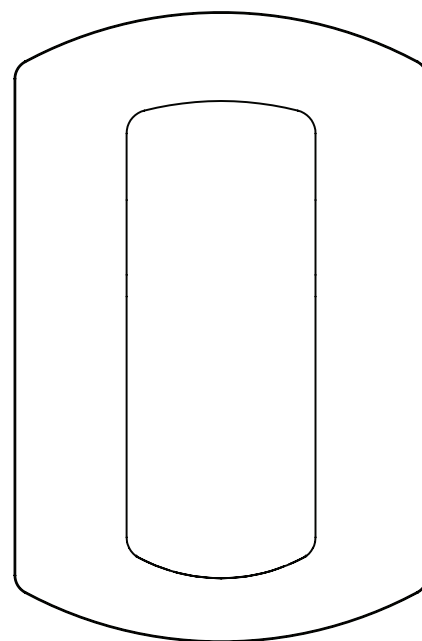




FORENO.

SPRINT Shower Mixer Chrome SPN03



Congratulations on your purchase of this high quality product from Foreno Tapware.
Please read the following before installation and retain (along with your receipt) for future reference.

TECHNICAL SPECIFICATIONS

Suitable for All Pressures

Minimum Pressure = 35kPa

Maximum operating Pressure = 500kPa

Maximum operating Temperature = 65 deg. Celsius

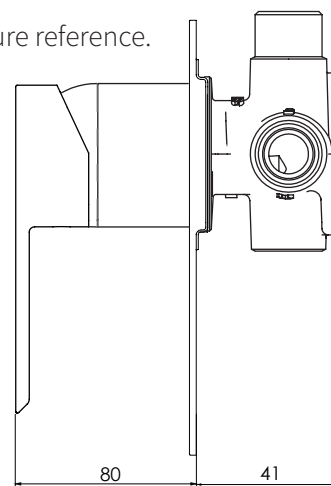
For domestic use only.

CONFIGURATION

Mains Pressure systems Remove the insert from the cold side marked with a 'C'.

Unequal Low systems Install as supplied. Only slide showers that are equipped with a large internal bore hose and open flow one function handset will work effectively with this shower mixer.
We recommend the FSL8 MonoJet slide shower for optimum performance.

Equal Low systems (Gravity fed) Prior to installation, remove the valve inserts from both inlets.



INSTALLATION

For pressures exceeding 500kPa install a pressure reducing valve. Failure to do so may void the warranty.

Back flow prevention: Where back flow prevention is required, install our 'FORPT79 - Back Flow Prevention Valve' at the supply elbow hose connection of the handpiece. Shower mixers must be water tested with the outlet open, to prevent damage to cartridge seals; due to back pressure.

Any water seepage from the cartridge cavity opening can be stopped by re-tightening the large brass retaining nut.

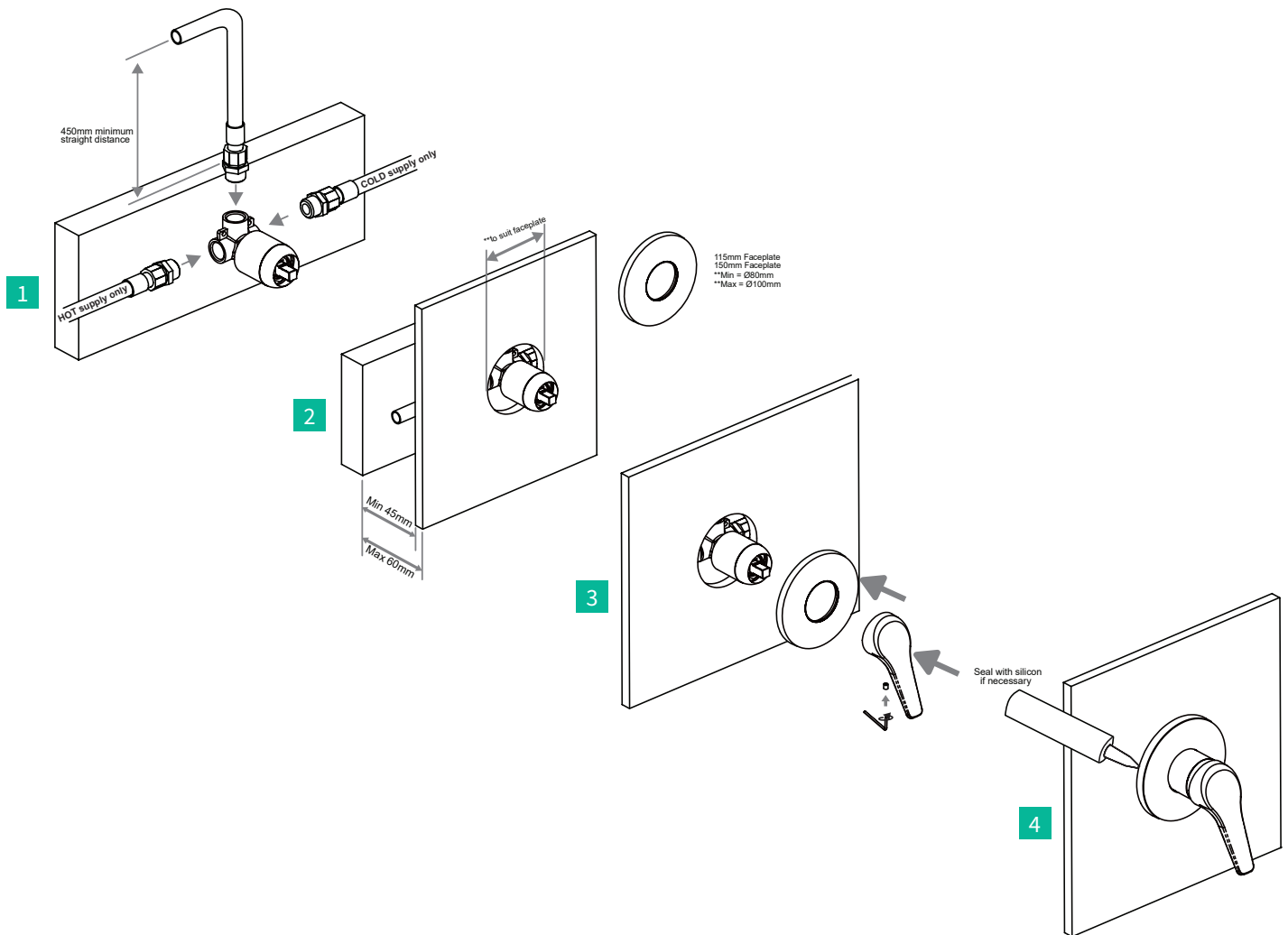
Turn on mains supply. Check for leaks.

If you have performance issue please check there are no flow restrictors between the hose and the handpiece or the hose and the shower elbow.

Remove any restrictors with rubber washers.

ATTACH PROOF OF PURCHASE HERE

Plumbers Note: Do not pressure test this mixer under static pressure.



WARRANTY

Please refer to our website for warranty information: www.foreno.co.nz/warranty

In the unlikely event that this product fails during its warranty period, phone our Customer Service team immediately on 0508 FORENO (0508 367 366) – as unauthorised removal of the product may void the warranty.

CARE AND MAINTENANCE

SHOULD NOT BE CLEANED WITH ASTRINGENT, ABRASIVE OR CITRIC CLEANERS.

A soft, damp cloth is recommended for cleaning. Mild soap solutions can also be used on occasion.

PROUD PARTNER AND SUPPORTER OF MASTER PLUMBERS, GASFITTERS AND DRAINLAYERS

